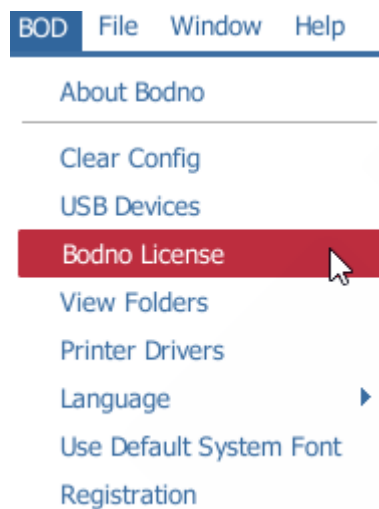


TECHNOTE

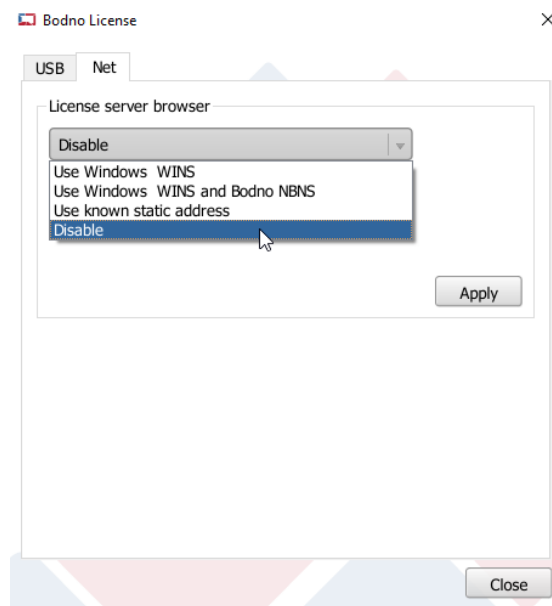
How to Upgrade License

DATE: March, 2019
AUTHOR: Support


To apply a Bodno License upgrade please go to **BOD » Bodno license**.



A pop-up window should be displayed. Please go to **Net** tab. In **Net** tab select the option **Disable**. Press **Apply** afterwards.



After the performed changes, **Bodno** needs to be restarted.

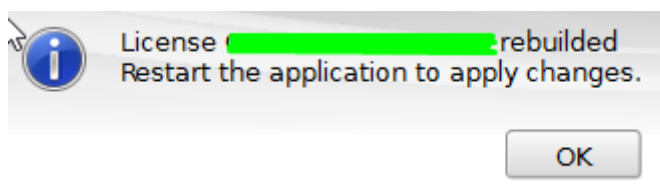


After Bodno is restarted, please go to **BOD » Bodno License** once more.

In **USB** tab, there's a button that says, "**Check for Upgrades**". Please click on it.



After the click, the following message should be prompted:



After restarting **Bodno** your license should be recognized.