

TECHNOTE

How to configure folder permissions for all users to modify Bodno configuration files

DATE: April, 2019
AUTHOR: Support

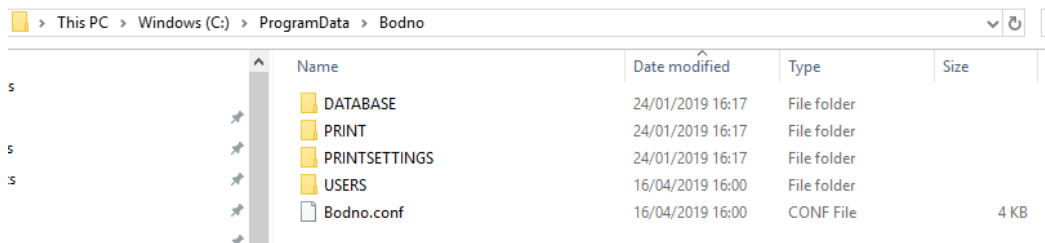
When a configuration is changed in Bodno, but it is not taking effect in the next launch, it means that the change is not being written correctly to the configuration databases and files in the Bodno installation folder.

To correct this unwanted behavior, we must add the permission to modify the files in the Bodno folder to all users.

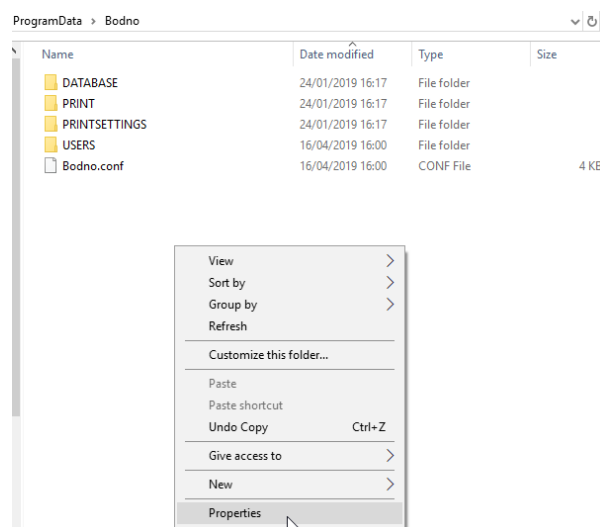
Go to the **Bodno** installation folder, depending of your installation option:

Installed for all users: %PROGRAMDATA%/Bodno

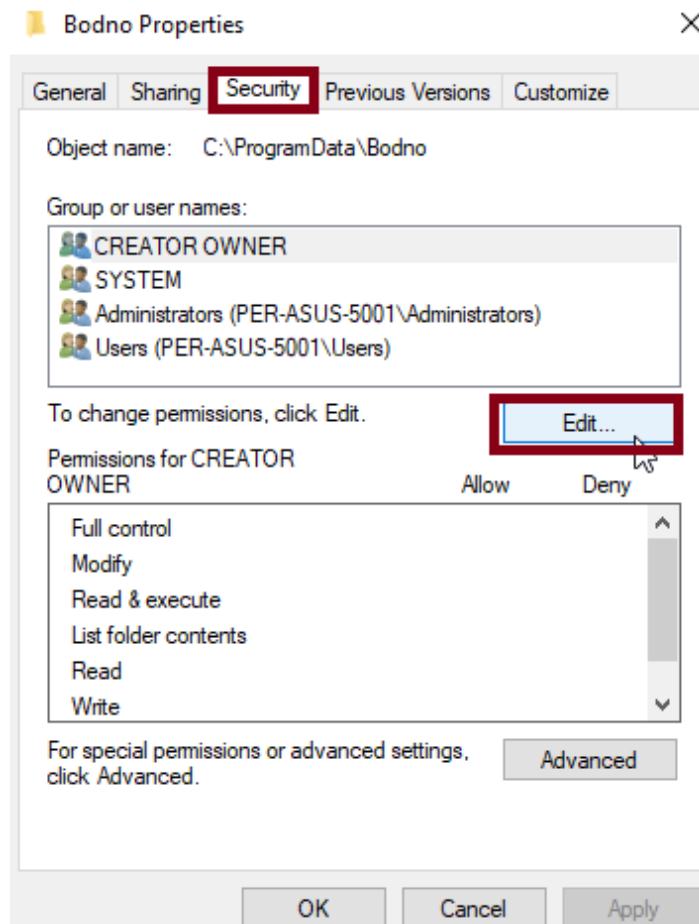
Installed for single user: %LOCALAPPDATA%/Bodno



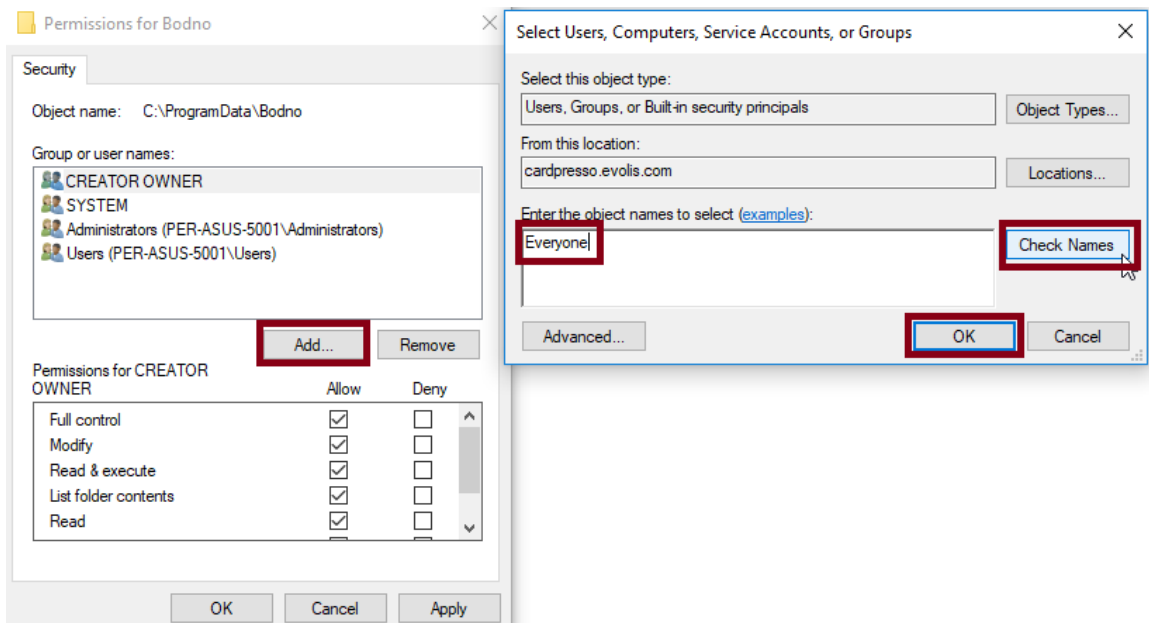
Then right click the **cardPresso** folder and open **Properties**.



Go to the **Security** tab and click on **Edit**.



Click on **Add...** and type in: **Everyone** (in your system language).
Click on **Check Names** and confirm with **OK**.



Now add **Full Control** permissions for **Everyone** over the **Bodno** folder and click on **Apply**.

Restart Bodno and verify if the changes now take effect after configuring in Bodno once more.

For further question or doubts, please do not hesitate to contact us.